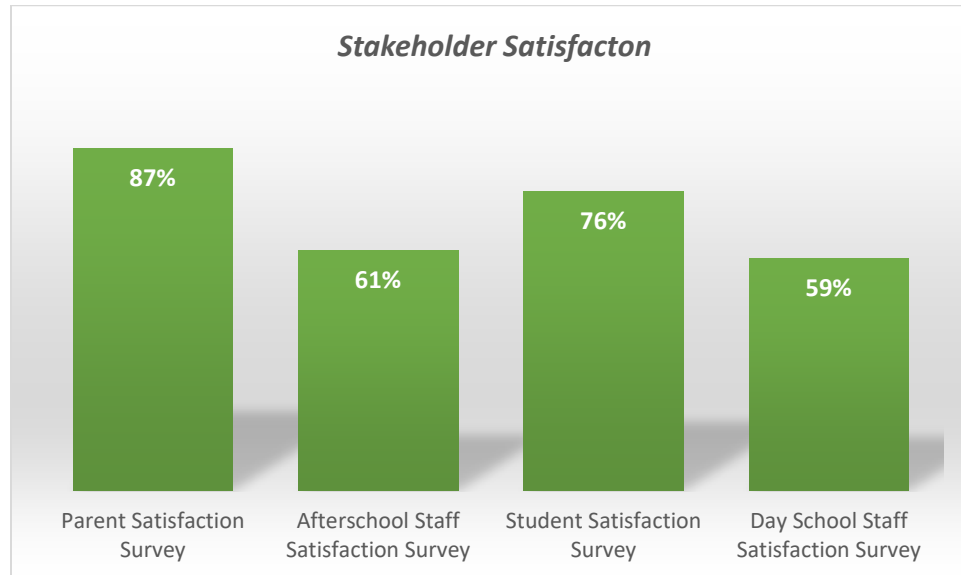


PART III EXECUTIVE SUMMARY OF KEY FINDINGS

The TIGERS program achieved all four **Program Performance Objectives (PPO)**. The objectives (**PPOs**) to be measured are established by the grant application submitted to the Ohio Department of Education. "**Performance Measures (PMs)**" are subsets of the 21st Century objectives listed above. An evaluation plan was formed by the program leadership and the external evaluator at the beginning of the year to measure the programs' impact.

Evaluation Question 6: What is the level of stakeholder satisfaction?



"It offers my child extra help with homework and also provides them with a safe place."

A. Academics

Evaluation Question 1: Have the homework assistance opportunities benefitted students?

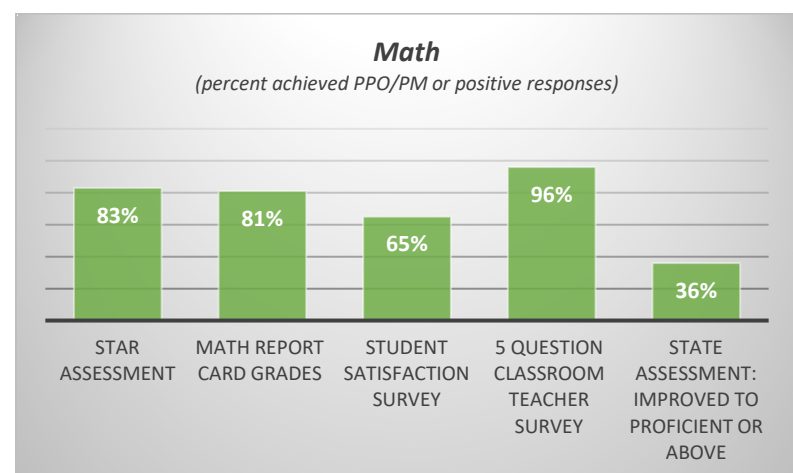
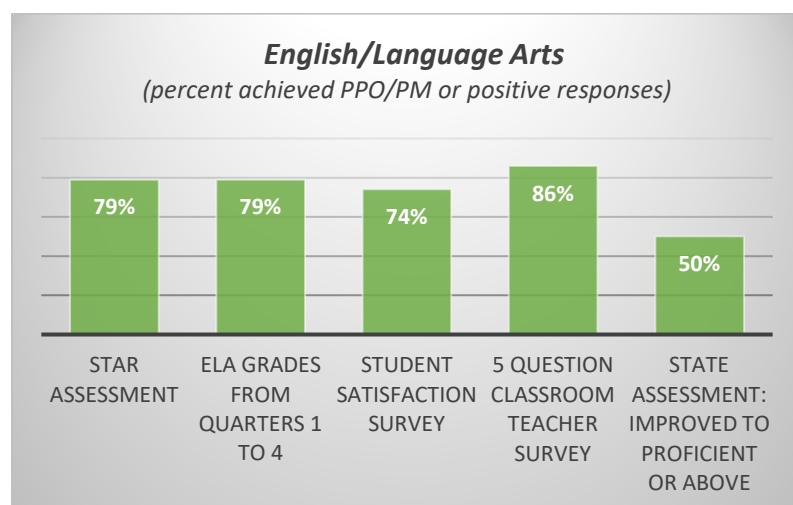
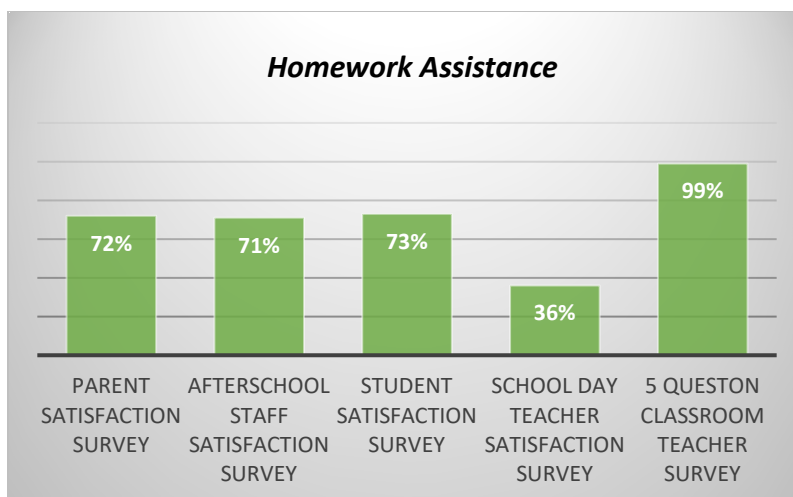
- **Program Performance Objective (PPO) 3:** As of May 2023, 60% of students that attend afterschool for 30 days or more will achieve a yearly school attendance rate of at least 90% and will have satisfactory or above **homework completion**, class participation, and behavior management rates. (ACHIEVED)

Evaluation Question 2: What evidence is there to suggest the afterschool program is having an impact on students' reading outcomes?

- **PPO 1:** By May 2023, 60% of K-5 students that attend afterschool for 30 days or more will meet or exceed a Student Growth Percentile (SPG) of 40 on the STAR Reading Assessment. (ACHIEVED)

Evaluation Question 3: What evidence is there to suggest the afterschool program is having an impact on students' math outcomes?

- **PPO 2:** By May 2023, 60% of students that attend afterschool for at least 30 days will meet or exceed a Student Growth Percentile (SGP) of 40 on STAR math assessments. (ACHIEVED)

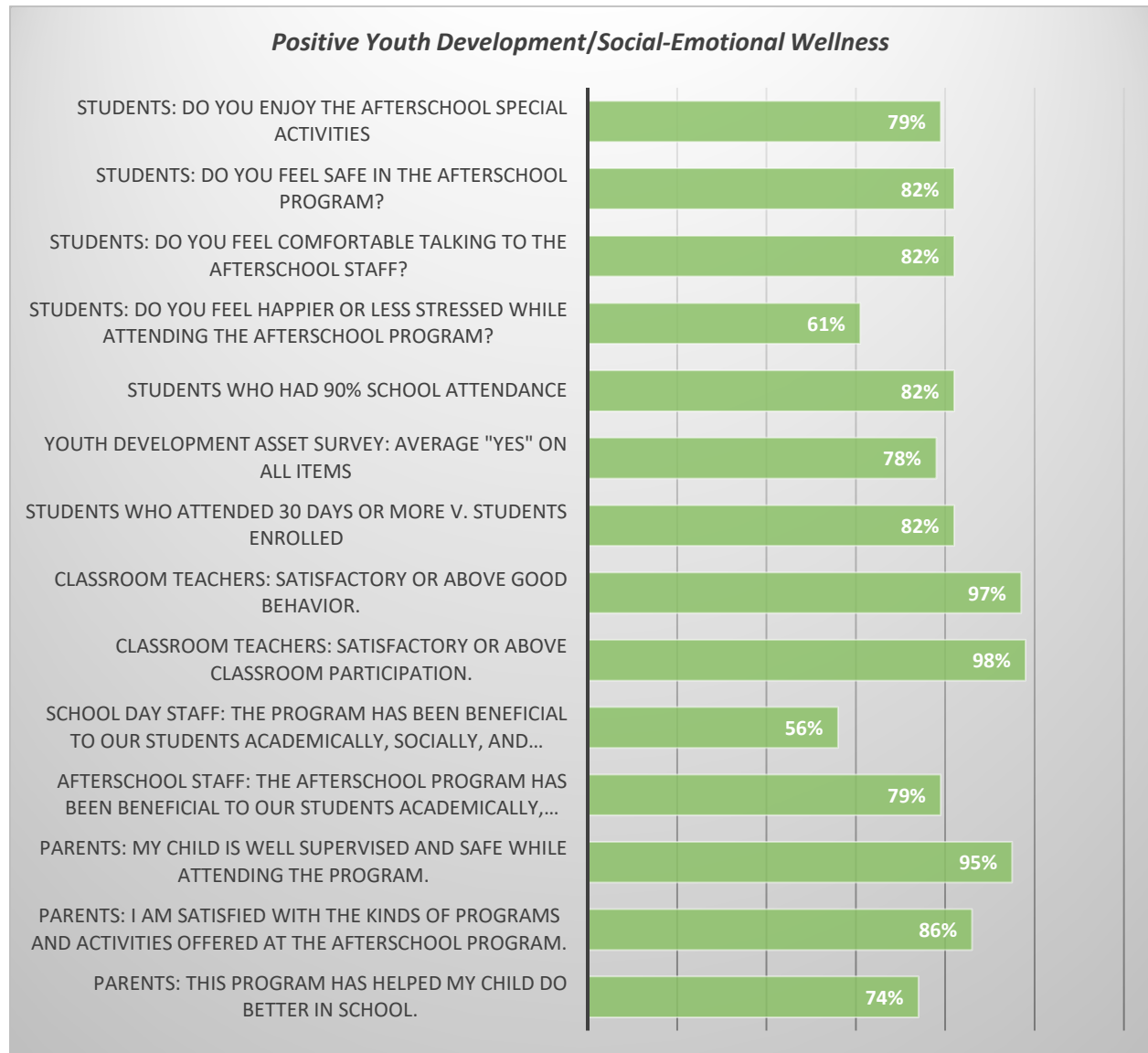


“It was great to be able to specify to the (afterschool) staff what skills needed to be helped.”

A. Positive Youth Development/Social-Emotional Wellness

Evaluation Question 4: What impact have the youth development activities had on the social-emotional wellness of students?

- **PPO 3:** As of May 2023, 60% of students that attend afterschool for 30 days or more will achieve a yearly school attendance rate of at least 90% and will have satisfactory or above homework completion, class participation, and behavior management rates. **(ACHIEVED)**

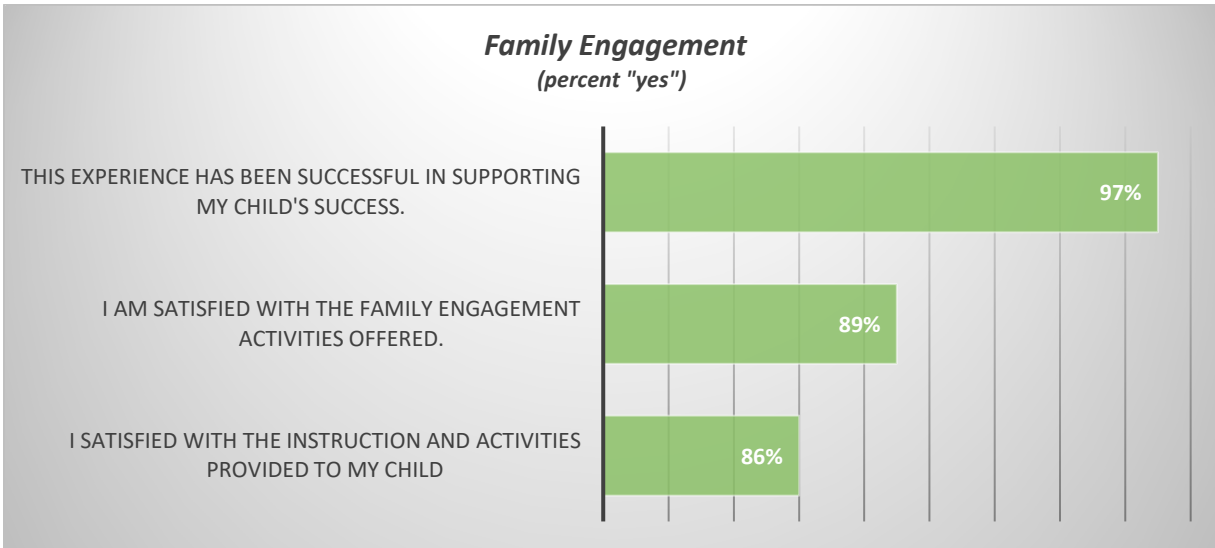


"My son couldn't wait for the afterschool program to begin...."

C. Family Engagement

Evaluation Question 5: What evidence is there to suggest that participation in afterschool parent engagement activities influence the **parent's ability to support their child's education?**

- **PPO 4:** By May 2023, parents of students that attend afterschool may engage in three or more opportunities relative to student/family needs. 60% of parents that take part will report increasing their capacities to support student success. **(ACHIEVED)**
- **PM 4.1** 100 percent of centers provide at least **three evidence-based educational development opportunities** to families of the participating students (e.g., family literacy classes, parenting classes, activities to support family engagement in the school and community, etc.)



"The afterschool program brings new opportunities closer to home for kids..."

PART V RECOMMENDATIONS

A. Recommendations and next steps.

The academic performance of the program was impressive, particularly on State testing. High quality family engagements continue to be a strength of the program, and parents appreciate the support they receive from TIGERS. Students enjoy the program and program attendance increased this year by over 20%.

Communication between the day staff and the afterschool staff was an issue raised on both staff surveys (See item #5 on the *School Day Teacher Satisfaction Survey* and item #4 on the *Afterschool Staff Satisfaction Survey*). Program leaders should consider ways to improve the dialogue between the colleagues.

Recommendations from the *Measuring the Quality of the Afterschool Program Practices* Program Staff Process Self-Evaluation:

- a. Activities to choose from (Cooking/Science). More Physical movement activities
- b. Involve more outside community organizations.
- c. Provide more resources for families plus students in need.

Suggestions from the *Student Satisfaction Survey*:

- a. Add more specials.
- b. More staff to help out.
- c. Cooking
- d. More reading outside but on the playground.

Suggestions from the *Parent Satisfaction Survey*:

- a. More variety in activities. Cooking
- b. Call or text if afterschool is cancelled unexpectedly.

B. Lessons learned and issues for consideration.

Over 32% of the student body participated in the program. The attendance goals of the grant are consistent with the State's greater emphasis on attendance, and again highlight the benefit the program brings to all stakeholders.

One issue to examine is the discrepancy in the data regarding homework. While the classroom teacher survey shows a 99 percent satisfactory or above rating for those students regularly attending the program 45 percent of the day staff answered "No" to the statement "Homework has improved in both completion rate and quality for students attending the program" on the *School Day Teacher Satisfaction Survey*.